





















































2025 State Rankings and Scores

	RANK	STATE	SCORE
	1	Florida	74.6%
	2	Montana	70.6%
	3	Illinois	68.8%
	4	Ohio	66.9%
	5	Mississippi	66.4%
	6	Arkansas	62.9%
	7	South Carolina	60.8%
	8	Washington	60.7%
	9	Utah	60.1%
	10	Tennessee	54.5%
	11	Arizona	53.5%
	12	Maryland	51.3%
	13	Idaho	48.1%
	14	Delaware	45.6%
	15	Hawaii	44.7%
	16	North Dakota	44.5%
	17	Alabama	41.8%
	18	Minnesota	40.1%
	19	Maine	39.9%
	20	Rhode Island	39.5%
	21	Kentucky	39.3%
	22	Oklahoma	38.9%
	23	Louisiana	38.3%
	24	Missouri	37.3%
	25	Connecticut	37.1%

	RANK	STATE	SCORE
	26	New Mexico	37.0%
	27	New Jersey	36.0%
	28	Pennsylvania	35.3%
	29	Massachusetts	35.1%
	30	Oregon	35.0%
	31	Texas	34.3%
	32	Kansas	34.0%
	33	Iowa	33.8%
	34	Colorado	33.5%
	35	Virginia	33.5%
	36	Georgia	32.8%
	37	Alaska	32.5%
	38	Nevada	32.0%
	39	Indiana	32.0%
	40	New Hampshire	31.8%
	41	Wisconsin	31.3%
	42	South Dakota	30.6%
	43	California	30.5%
	44	North Carolina	30.3%
	45	New York	29.6%
	46	Vermont	29.3%
	47	Nebraska	29.1%
	48	Michigan	27.4%
	49	Wyoming	23.3%
	50	West Virginia	19.6%